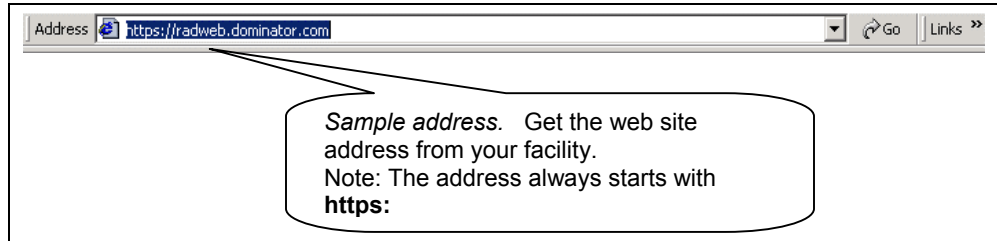


Communicator Quick Reference Guide

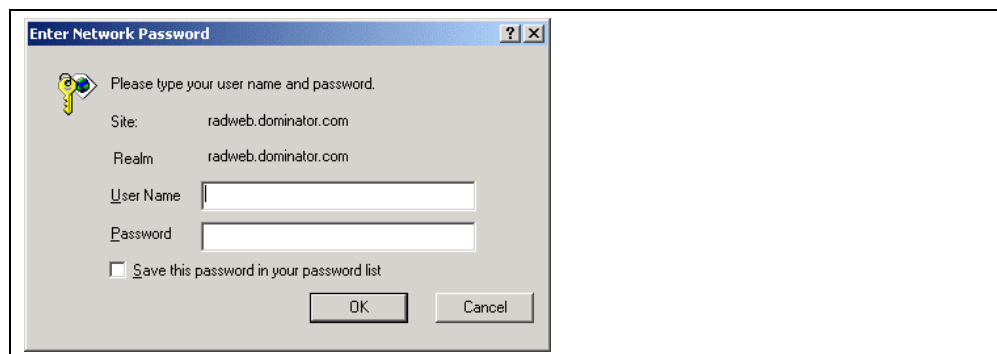
Viewing Cases Using Your Internet Browser

Accessing the Communicator to view images and listen to audio reports.

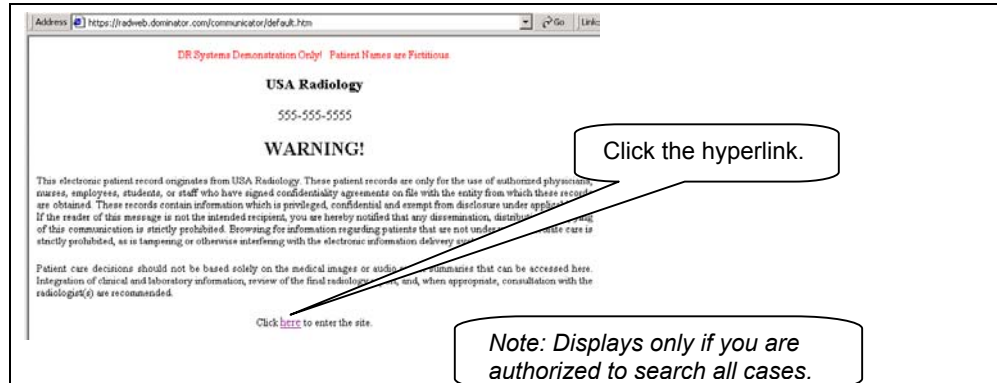
- 1** Get the web site address from your hospital or facility. Type it in the address line of your Internet browser (such as Internet Explorer).



- 2** Log on by entering your user name and password.
- Note: You may need to log on again before accessing patient records.*



- 3** At the warning screen, click the hyperlink to enter the site.



- 4** To select and view an exam:
- In the Exam List, type the patient's last name or the medical record number.
 - Click **Show Exams**.
 - Click **View** in the Exam Options column.

